

## Ajuy, Iloilo - HSWG Partner Reporting Recovery Shelter Activities (as of 06-OCT-2014)

The graphs shown below represent the sum of households who have received (HH reached) or who will receive (HH targeted or underway) recovery shelter support by HSWG partner agencies. Numbers reached are those reported to the HSWG by 6th October 2014. Household number do not represent the total needs by Barangay - for this, consult with relevant Barangay or Municipality. PLEASE NOTE - scale differs in each graph.

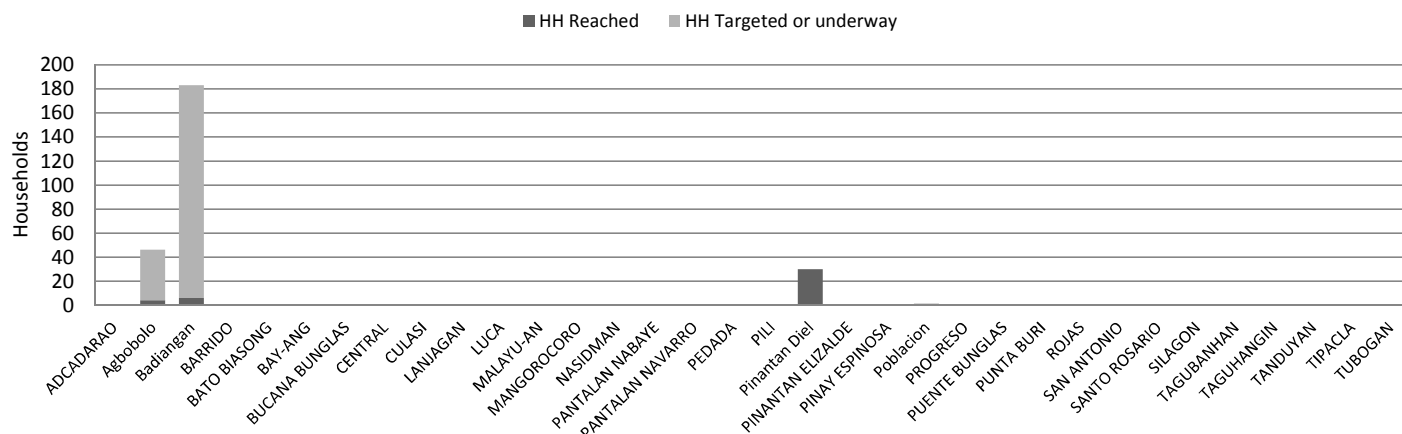
**For explanation of intervention types, please see Shelter Cluster Recovery guidelines:**

<https://www.sheltercluster.org/Asia/Philippines/Typhoon%20Haiyan%202013/Documents/Recovery%20Shelter%20Guidelines.pdf>

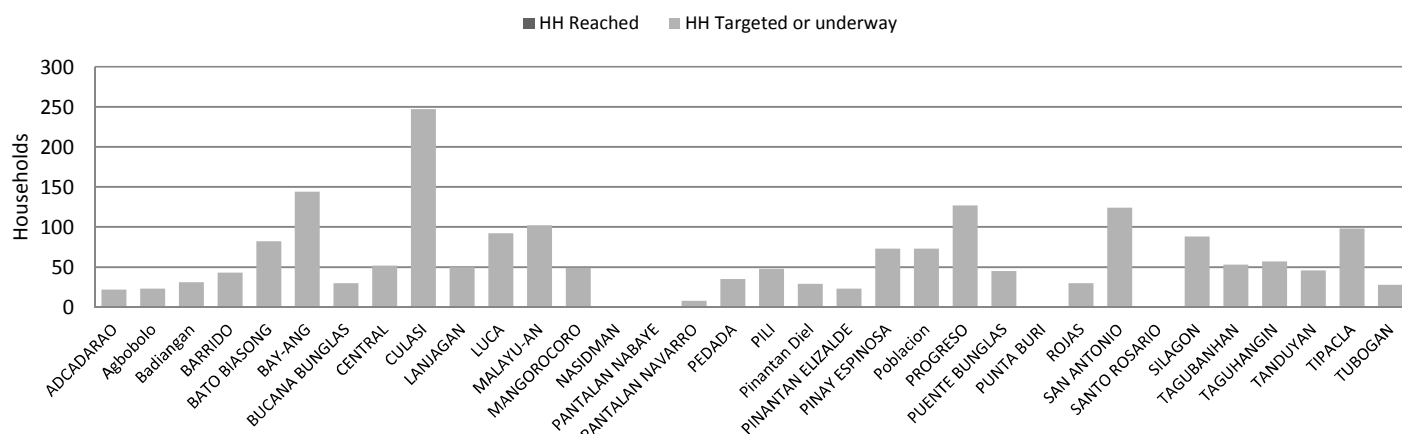
**The full data set of HSWG data can be found here:**

<https://www.sheltercluster.org/Asia/Philippines/Typhoon%20Haiyan%202013/Documents/20141003%20HSWG%20Database%20for%20website.xlsx>

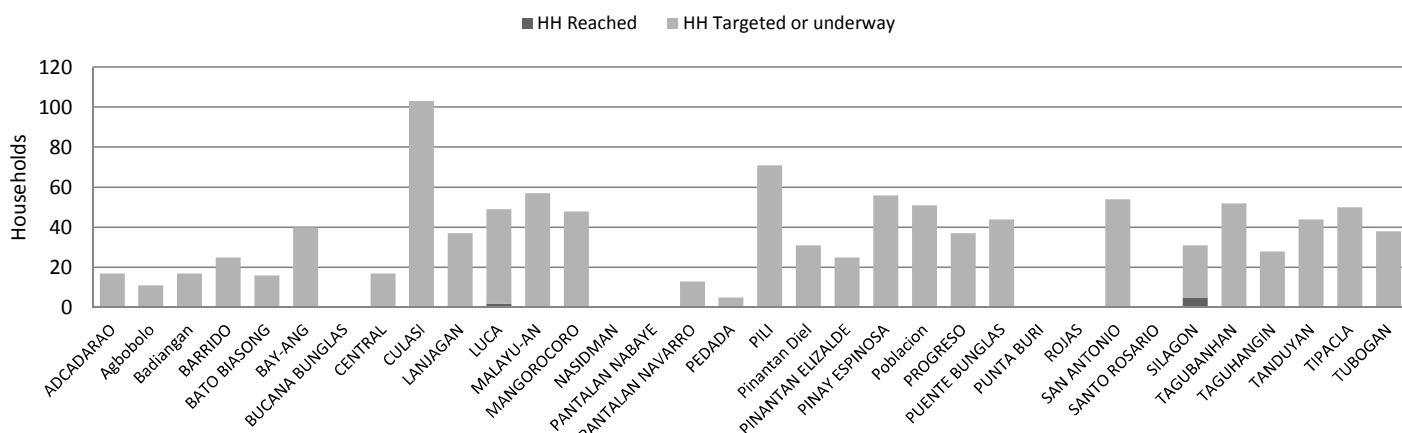
**Repairs & Retrofit - Support for Self Recovery Shelter Kit**



**Repairs & Retrofit - Minor & Major Repairs**



**Core House**



## Ajuy - HSWG Partner reporting

### Recovery Shelter activities (as of 06-OCT-2014)

#### Interventions By AGENCIES

The data shown below represent the sum of households who have received (HH reached) or who will receive (HH targeted or underway) recovery shelter support by HSWG partner agencies. Numbers reached are those reported to the HSWG by 6th October 2014. The full data set of HSWG data can be found here:

<https://www.sheltercluster.org/Asia/Philippines/Typhoon%20Haiyan%202013/Documents/20141003%20HSWG%20Database%20for%20website.xlsb>

Agency	Temporary Shelter		Repairs & Retrofit		Core House		Permanent House		9. Settlement Planning		Total HH Reached	Total HH Targeted
	HH Reached	HH Targeted	HH Reached	HH Targeted	HH Reached	HH Targeted	HH Reached	HH Targeted	HH Reached	HH Targeted		
ADRA Philippines			41	260							41	260
Caritas Austria									0	132	0	132
PRC - British Red Cross			0	1,952	12	1,067					12	3,019
<b>Grand Total</b>			<b>41</b>	<b>2,212</b>	<b>12</b>	<b>1,067</b>			<b>0</b>	<b>132</b>	<b>53</b>	<b>3,411</b>

## Ajuy - HSWG Partner reporting

### Recovery Shelter activities (as of 06-OCT-2014)

#### Interventions By BARANGAYS

The data shown below represent the sum of households who have received (HH reached) or who will receive (HH targeted or underway) recovery shelter support by HSWG partner agencies. Numbers reached are those reported to the HSWG by 6th October 2014. The full data set of HSWG data can be found here:

<https://www.sheltercluster.org/Asia/Philippines/Typhoon%20Haiyan%202013/Documents/20141003%20HSWG%20Database%20for%20website.xlsb>

Barangay	Temporary Shelter		Repairs & Retrofit		Core House		Permanent House		9. Settlement Planning		Total HH Reached	Total HH Target
	HH Reached	HH Target	HH Reached	HH Target	HH Reached	HH Target	HH Reached	HH Target	HH Reached	HH Target		
ADCADARAO			0	22	0	17					0	39
Agbobolo			4	69	0	11					4	80
Badianan			6	214	0	17					6	231
BARRIDO			0	43	0	25					0	68
BATO BIASONG			0	82	0	16					0	98
BAY-ANG			0	144	0	40					0	184
BUCANA BUNGLAS			0	30							0	30
CENTRAL			0	52	1	17					1	69
CULASI			0	247	0	103					0	350
LANJAGAN			0	50	0	37					0	87
LUCA			0	92	2	49					2	141
MALAYU-AN			0	102	0	57			0	132	0	291
MANGOROCORO			0	49	0	48					0	97
NASIDMAN												
PANTALAN NABAYE												
PANTALAN NAVARRO			0	8	0	13					0	21
PEDADA			0	35	0	5					0	40
PILI			0	48	1	71					1	119
Pinantan Diel			30	59	0	31					30	90
PINANTAN ELIZALDE			0	23	0	25					0	48
PINAY ESPINOSA			0	73	0	56					0	129
Poblacion			1	74	1	51					2	125
PROGRESO			0	127	1	37					1	164
PUENTE BUNGLAS			0	45	0	44					0	89
PUNTA BURI												
ROJAS			0	30							0	30
SAN ANTONIO			0	124	1	54					1	178
SANTO ROSARIO												
SILAGON			0	88	5	31					5	119
TAGUBANHAN			0	53	0	52					0	105
TAGUHANGIN			0	57	0	28					0	85
TANDUYAN			0	46	0	44					0	90
TIPACLA			0	98	0	50					0	148
TUBOGAN			0	28	0	38					0	66
<b>Grand Total</b>			<b>41</b>	<b>2,212</b>	<b>12</b>	<b>1,067</b>			<b>0</b>	<b>132</b>	<b>53</b>	<b>3,411</b>

**Ajuy - HSWG Partner reporting****Recovery Shelter activities (as of 06-OCT-2014)****Interventions By BARANGAYS & AGENCIES**

The data shown below represent the sum of households who have received (HH reached) or who will receive (HH targeted or underway) recovery shelter support by HSWG partner agencies. Numbers reached are those reported to the HSWG by 6th October 2014. The full data set of HSWG data can be found here:

<https://www.sheltercluster.org/Asia/Philippines/Typhoon%20Haiyan%202013/Documents/20141003%20HSWG%20Database%20for%20website.xlsx>

Barangays & Agency	Temporary Shelter		Repairs & Retrofit		Core House		Permanent House		9. Settlement Plannin		Total HH Reached	Total HH Target
	HH Reached	HH Target	HH Reached	HH Target	HH Reached	HH Target	HH Reached	HH Target	HH Reach	HH Target		
<b>ADCADARAO</b>			0	22	0	17					0	39
PRC - British Red Cross			0	22	0	17					0	39
<b>Agbobolo</b>			4	69	0	11					4	80
ADRA Philippines			4	46							4	46
PRC - British Red Cross			0	23	0	11					0	34
<b>Badiangan</b>			6	214	0	17					6	231
ADRA Philippines			6	183							6	183
PRC - British Red Cross			0	31	0	17					0	48
<b>BARRIDO</b>			0	43	0	25					0	68
PRC - British Red Cross			0	43	0	25					0	68
<b>BATO BIASONG</b>			0	82	0	16					0	98
PRC - British Red Cross			0	82	0	16					0	98
<b>BAY-ANG</b>			0	144	0	40					0	184
PRC - British Red Cross			0	144	0	40					0	184
<b>BUCANA BUNGLAS</b>			0	30							0	30
PRC - British Red Cross			0	30							0	30
<b>CENTRAL</b>			0	52	1	17					1	69
PRC - British Red Cross			0	52	1	17					1	69
<b>CULASI</b>			0	247	0	103					0	350
PRC - British Red Cross			0	247	0	103					0	350
<b>LANJAGAN</b>			0	50	0	37					0	87
PRC - British Red Cross			0	50	0	37					0	87
<b>LUCA</b>			0	92	2	49					2	141
PRC - British Red Cross			0	92	2	49					2	141
<b>MALAYU-AN</b>			0	102	0	57			0	132	0	291
Caritas Austria									0	132	0	132
PRC - British Red Cross			0	102	0	57					0	159
<b>MANGOROCORO</b>			0	49	0	48					0	97
PRC - British Red Cross			0	49	0	48					0	97
<b>NASIDMAN</b>												
<b>PANTALAN NABAYE</b>												
<b>PANTALAN NAVARRO</b>			0	8	0	13					0	21
PRC - British Red Cross			0	8	0	13					0	21
<b>PEDADA</b>			0	35	0	5					0	40
PRC - British Red Cross			0	35	0	5					0	40
<b>PILI</b>			0	48	1	71					1	119
PRC - British Red Cross			0	48	1	71					1	119
<b>Pinantan Diel</b>			30	59	0	31					30	90
ADRA Philippines			30	30							30	30
PRC - British Red Cross			0	29	0	31					0	60
<b>PINANTAN ELIZALDE</b>			0	23	0	25					0	48
PRC - British Red Cross			0	23	0	25					0	48
<b>PINAY ESPINOSA</b>			0	73	0	56					0	129
PRC - British Red Cross			0	73	0	56					0	129
<b>Poblacion</b>			1	74	1	51					2	125
ADRA Philippines			1	1							1	1
PRC - British Red Cross			0	73	1	51					1	124
<b>PROGRESO</b>			0	127	1	37					1	164
PRC - British Red Cross			0	127	1	37					1	164
<b>PUENTE BUNGLAS</b>			0	45	0	44					0	89
PRC - British Red Cross			0	45	0	44					0	89
<b>PUNTA BURI</b>												

**Ajuy - HSWG Partner reporting****Recovery Shelter activities (as of 06-OCT-2014)****Interventions By BARANGAYS & AGENCIES**

The data shown below represent the sum of households who have received (HH reached) or who will receive (HH targeted or underway) recovery shelter support by HSWG partner agencies. Numbers reached are those reported to the HSWG by 6th October 2014. The full data set of HSWG data can be found here:

<https://www.sheltercluster.org/Asia/Philippines/Typhoon%20Haiyan%202013/Documents/20141003%20HSWG%20Database%20for%20website.xlsx>

Barangays & Agency	Temporary Shelter		Repairs & Retrofit		Core House		Permanent House		9. Settlement Plannin		Total HH Reached	Total HH Target
	HH Reached	HH Target	HH Reached	HH Target	HH Reached	HH Target	HH Reached	HH Target	HH Reach	HH Target		
<b>ROJAS</b>			0	30							0	30
PRC - British Red Cross			0	30							0	30
<b>SAN ANTONIO</b>			0	124	1	54					1	178
PRC - British Red Cross			0	124	1	54					1	178
<b>SANTO ROSARIO</b>												
<b>SILAGON</b>			0	88	5	31					5	119
PRC - British Red Cross			0	88	5	31					5	119
<b>TAGUBANHAN</b>			0	53	0	52					0	105
PRC - British Red Cross			0	53	0	52					0	105
<b>TAGUHANGIN</b>			0	57	0	28					0	85
PRC - British Red Cross			0	57	0	28					0	85
<b>TANDUYAN</b>			0	46	0	44					0	90
PRC - British Red Cross			0	46	0	44					0	90
<b>TIPACLA</b>			0	98	0	50					0	148
PRC - British Red Cross			0	98	0	50					0	148
<b>TUBOGAN</b>			0	28	0	38					0	66
PRC - British Red Cross			0	28	0	38					0	66
<b>Grand Total</b>			41	2,212	12	1,067			0	132	53	3,411